


CHECK RAIL CHAIR ASSEMBLY

FOR A SMOOTH TRANSITION OF WHEELS




IN FAVOUR OF MOSDORFER RAIL'S CHECK RAIL CHAIR ASSEMBLY

FOR EFFECTIVE GUIDANCE AND STABILITY

GUIDANCE

About check rail chair assembly




Check rails are designed to provide a smooth transition for the wheels as they are to navigate the curve.

Check rail is an additional rail placed adjacent to the main rail on curves to guide the flanges of the train wheels and maintain stability. It helps to prevent derailments and maintain proper alignment of the train wagons on the curved tracks.

The check rail profile is carefully designed to match the wheel flange profile, allowing for effective guidance and stability.

The shape of the chair is able to transfer the horizontal and vertical loads resulting from the wheel sets.

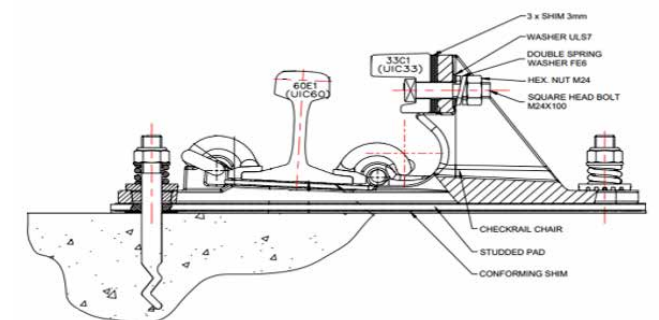


Facts about check rail



Two available designs in India:
usages – 70% fabricated type and 30% casted type.

- Check rail assembly is successfully type tested in LADICIM university of Cantabria, Spain for rigorous testing as per EN 13146-1 to 10
- Check rail design has been validated for performance to suit the actual site condition through structural calculations and Finite Element Analysis (FEA)
- Assembly is also validated for “Life estimation study” by computer program and “Actual Fatigue analysis” through endurance test.
- This check rail design is developed for various prestigious metro projects.



Mosdorfer Upresa Rail S.A.U.
C/Empordà 7, Polígono Industrial Congost
08403 Granollers, Spain
Phone +34 938 40 03 65
mosdorfer.upresa@mosdorfer.com

Mosdorfer Rail Ltd.
2-4 Orgreave Place, Orgreave, Sheffield S13 9LU, UK
Phone +44 114 38 78 370
ordersrailuk@mosdorfer.com

Mosdorfer Rail S.r.l.
Via Achille Grandi 46, 20017 Rho (MI), Italy
Phone +39 02 64 08 81 42
inforail.it@mosdorfer.com