


RTPD AND SLAB TRACK EMBEDDED INSERTS

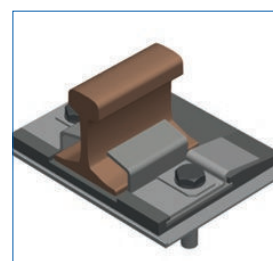

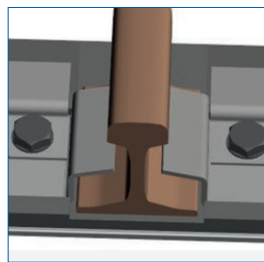
FOR TEMPORARY SUPPORT
ON SLAB TRACK



IN FAVOUR OF MOSDORFERS RAIL TURNOVER DEVICE

**Mosdorfers 'Derailment
prevention guard' is
manufactured to the
highest quality**

Facts about our Rail Turnover Prevention Device




- RTPD assembly includes the parts made of high quality special steel alloys, Spring steel and super grade polyamide having ultra-high mechanical, electrical and weather resistance quality.
- RTPD assembly is under supply to prestigious project of high-speed bullet train.
- RTPD is successfully tested and verified according to JIS standards and Indian Standards.

EMBEDDED INSERTS FOR TEMPORARY SUPPORTING OF SLAB TRACK

QUALITY, SAFETY
AND RELIABILITY

**Our Portfolio for Slab
Track Accessories includes
Insert type D, Reinforced
Springs and Inserts type C.**



Insert Type - D



Inserts are used to transfer loads from structural or non-structural elements into the concrete slab. This ensures that the loads are distributed properly and that the slab can support the additional weight.

Using slab inserts allows for the pre-planning of where items will be attached to the slab, making the installation process easier and more organized.

This insert is manufactured by use of super grade polyamide having ultra-high mechanical, electrical and weather resistance quality.

HIGH QUALITY MATERIALS WITH HIGH QUALITY FINISH


EASE OF OPERATION
WITH MAXIMUM PRECISION

Reinforced Springs


These reinforced springs are used to absorb shock or dynamic loads, such as in seismic designs of slab structures.

Reinforced springs are manufactured by Ø4mm Low Carbon Steel Wire As Per JIS G 3532(SWM-B) by spring coiling machine.


Type A



Type C



Type D



Insert Type - C



Inserts are used to transfer loads from structural or non-structural elements into the concrete slab. This ensures that the loads are distributed properly and that the slab can support the additional weight.

Using slab inserts allows for the pre-planning of where items will be attached to the slab, making the installation process easier and more organized.

This insert is manufacture by use of super grade polyamide having ultra-high mechanical, electrical and weather resistance quality.

RAIL TURNOVER PREVENTION DEVICE

INNOVATIVE RAILWAY TECHNOLOGY

**The Problem: Train
Derailment due to
earthquakes.
Solution: Rail Turnover
Prevention Device**



**RTPD: An Embedded Insert
for Temporary supporting
of Slab Track**

Rail Turn-Over Prevention Device (RTPD) is functioning as “Derailment prevention guard” against issue like earthquake related issues. Even if the derailed High-Speed Rail (HSR) train breaks the rail fasteners, the rail turnover prevention device can prevent rail turnover by resisting the impacted wheel loads and preserving the rail in seating position.

Rail-turnover prevention device (RTPD) is subjected to the lateral forces exerted by derailed wheels and L-shaped guides which are used to prevent excessive off-tracking of wagons. RTPD also functions in abnormal cases like collision and prevents failure in collision with a derailed wheel.

Mosdorfer Upresa Rail S.A.U.
C/Empordà 7, Polígono Industrial Congost
08403 Granollers, Spain
Phone +34 938 40 03 65
mosdorfer.upresa@mosdorfer.com

Mosdorfer Rail Ltd.
2–4 Orgreave Place, Orgreave, Sheffield S13 9LU, UK
Phone +44 114 38 78 370
ordersrailuk@mosdorfer.com

Mosdorfer Rail S.r.l.
Via Achille Grandi 46, 20017 Rho (MI), Italy
Phone +39 02 64 08 81 42
inforail.it@mosdorfer.com